



# PRODUCT GUIDE 2021

QBCC Licence number: 15071650  
NSW Licence number: 350561C



Thermatech began operations in 1989, evolving to become one of the longest operating manufacturers of decorative mouldings and features to the construction industry in Australia.

A family-owned and operated business, Thermatech offers superior quality products and an unsurpassed depth of knowledge from its team of building professionals.

We offer an installation service throughout South East Queensland and Northern New South Wales or alternatively we can have your product delivered and provide comprehensive installation guides and telephone support for self-installation.

Our product range is flexible and can be customised to meet any client's requirements.

**If you can dream it,  
we can create it!**



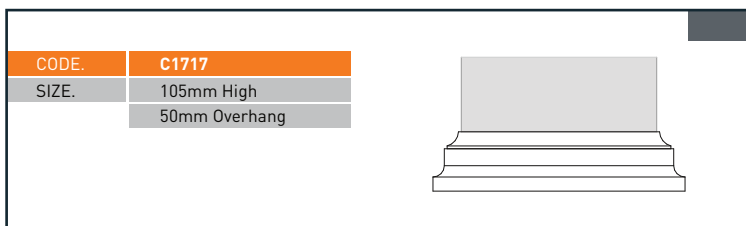
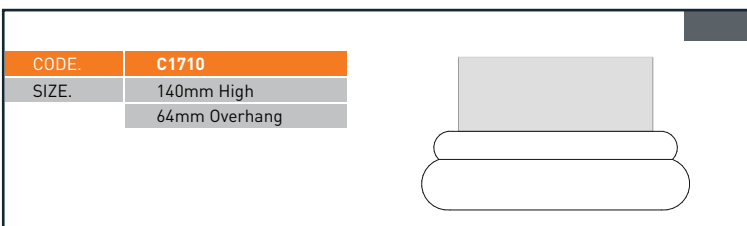
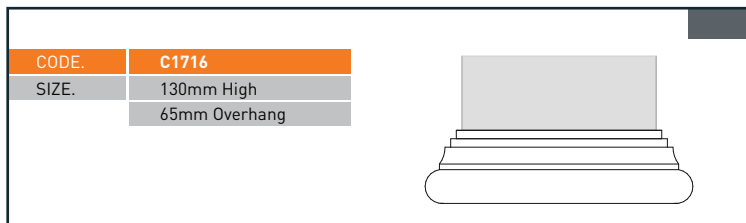
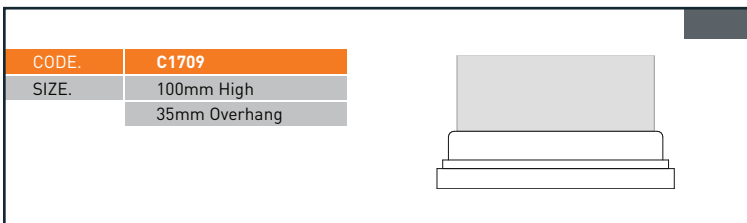

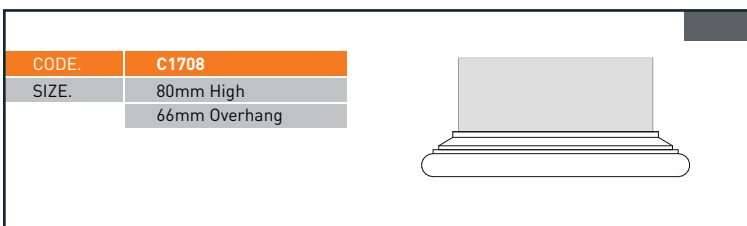
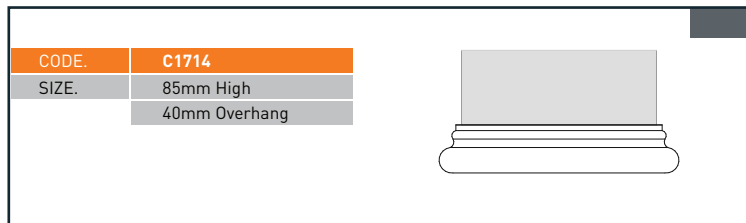
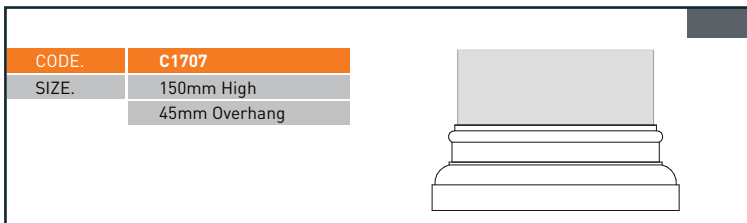
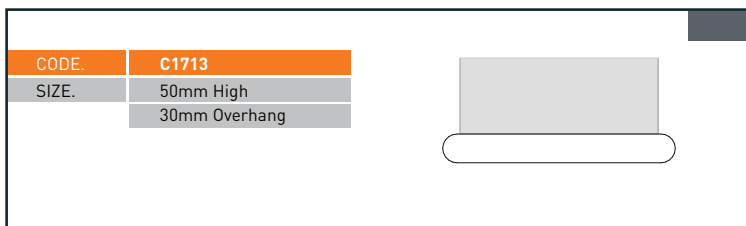
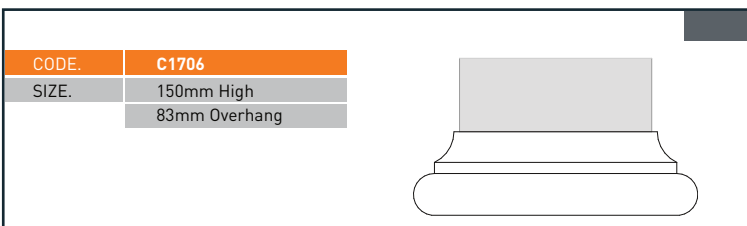
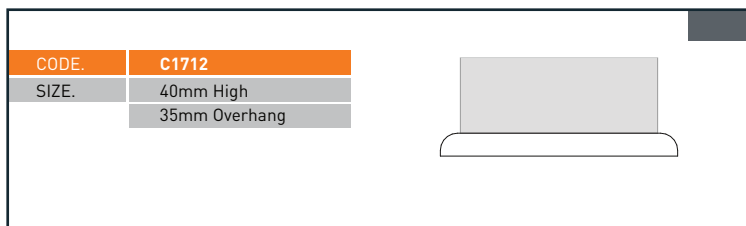
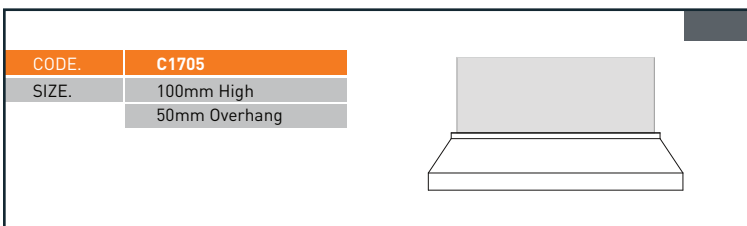
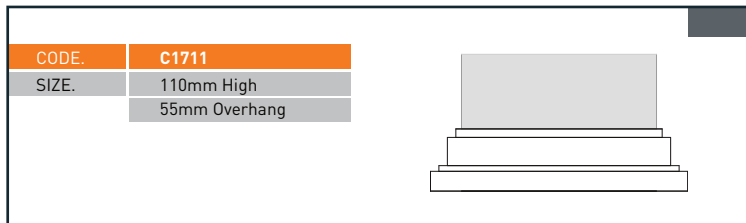
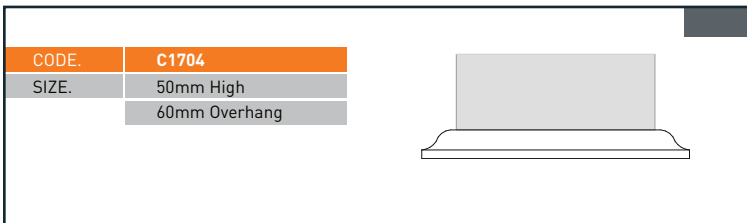
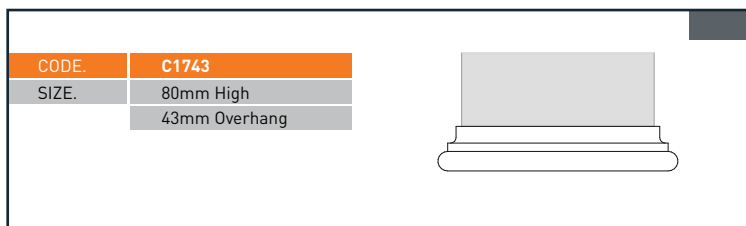
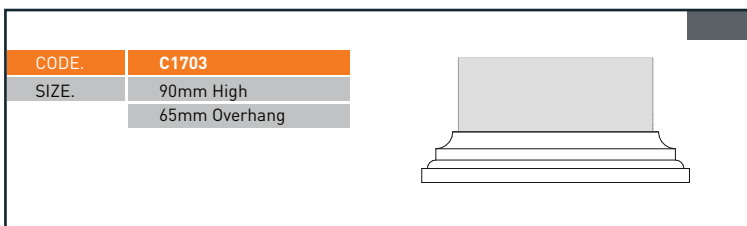


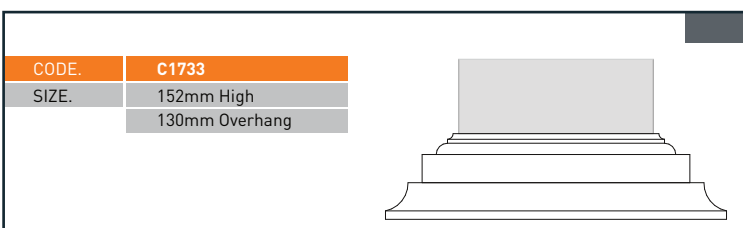
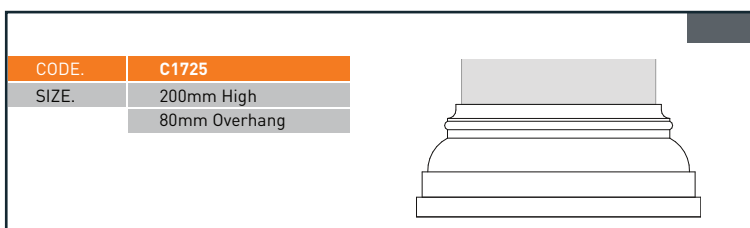
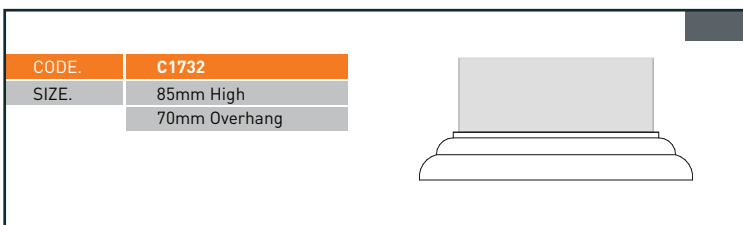
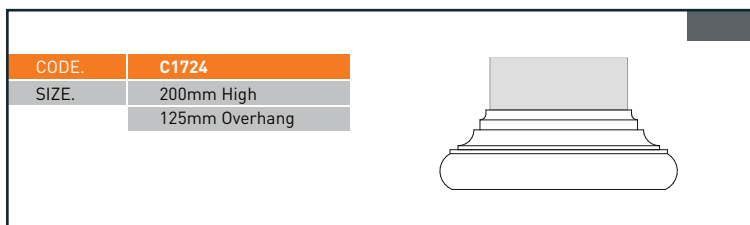
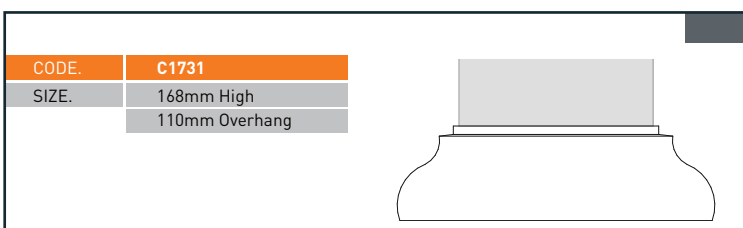
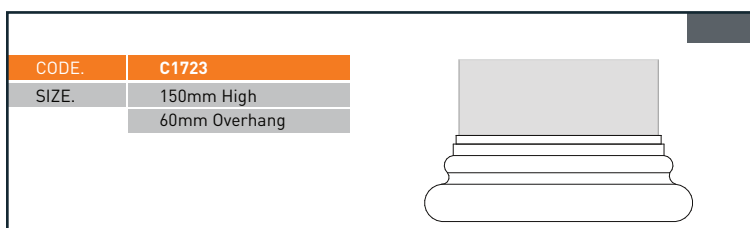
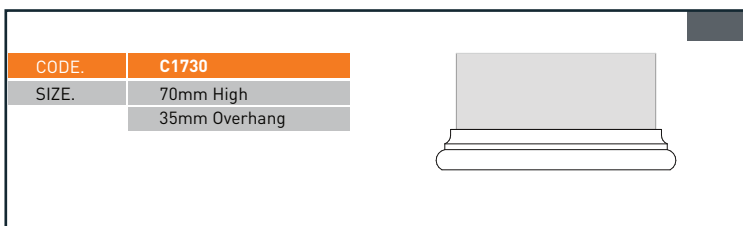
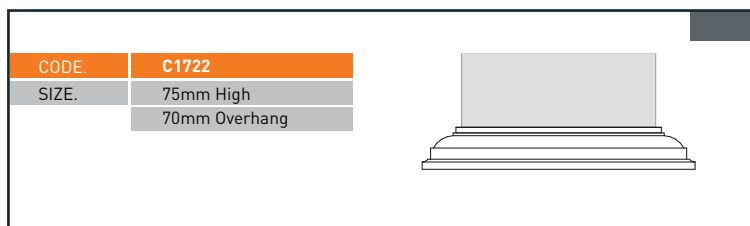
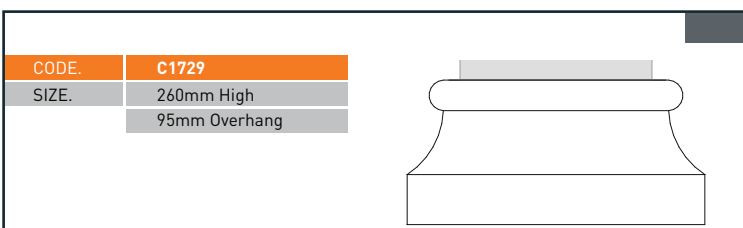
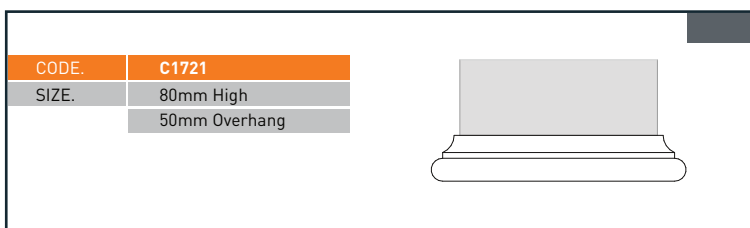
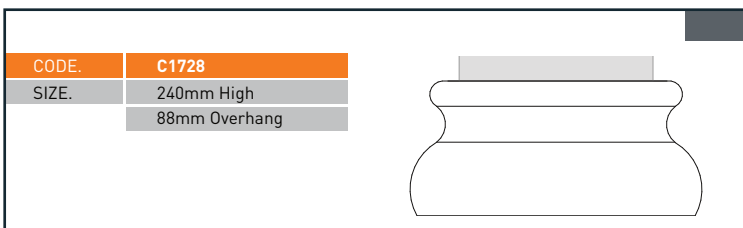
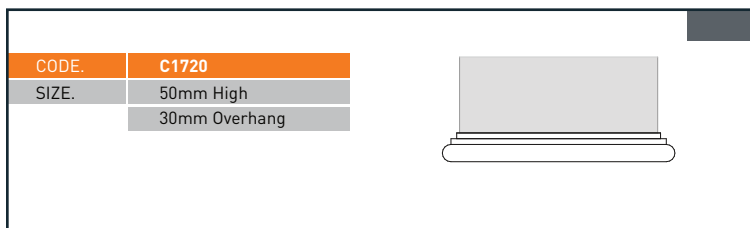
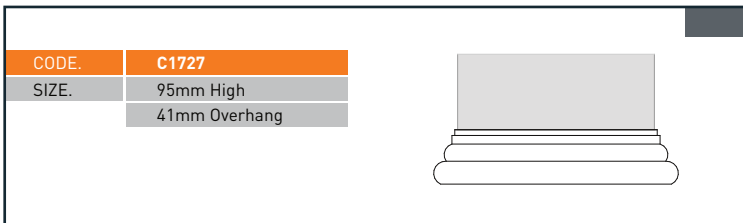
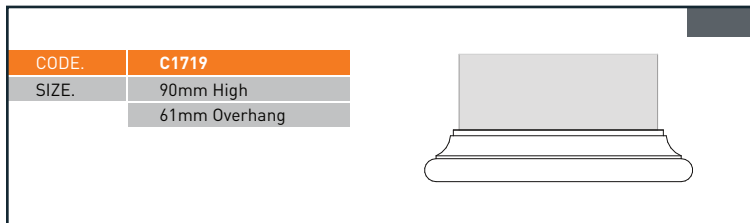
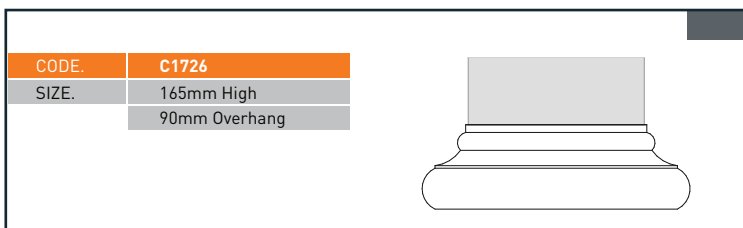

## COLUMN & CAPITALS

Thermatech's column surrounds and capitals can help to create a period correct feature or add an elegant impression for any architectural style. Easy to install, columns can be customised to each individual's requirements. Columns are available as either round, square, tapered or fluted. Choose a capital from our extensive catalogue to compliment your columns. These will add flair and visual appeal to any space whether it be a new home build, restoration or renovation.

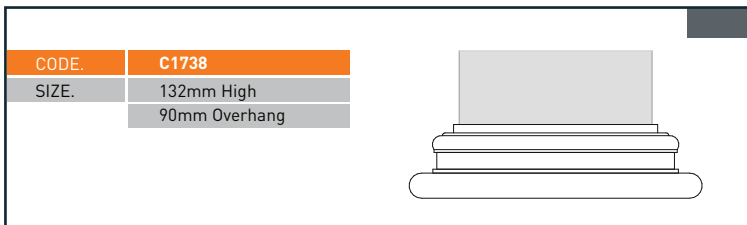
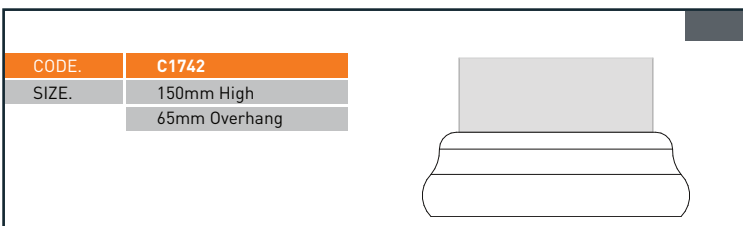
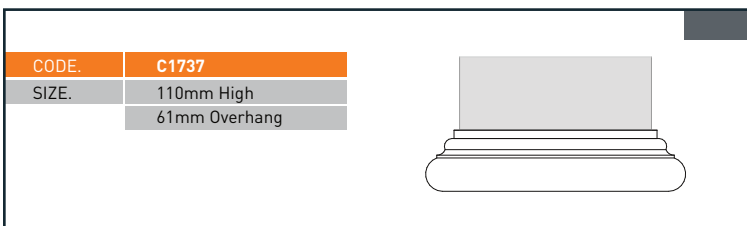
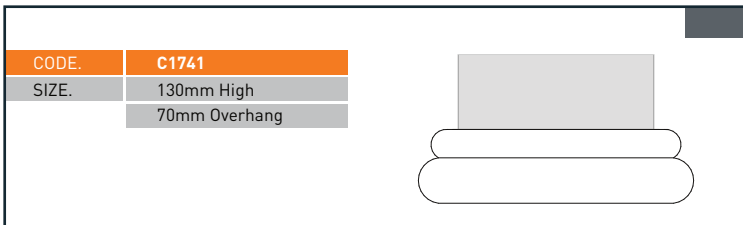
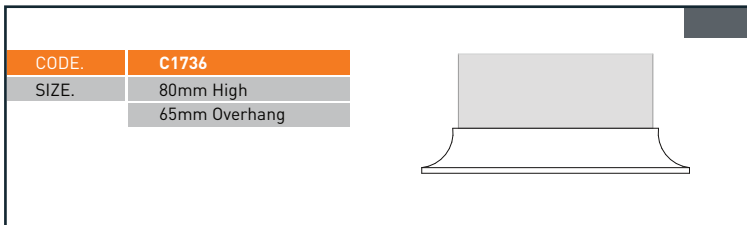
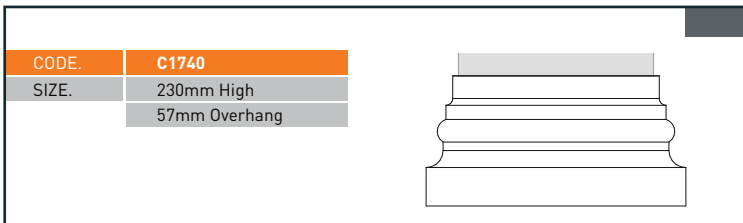
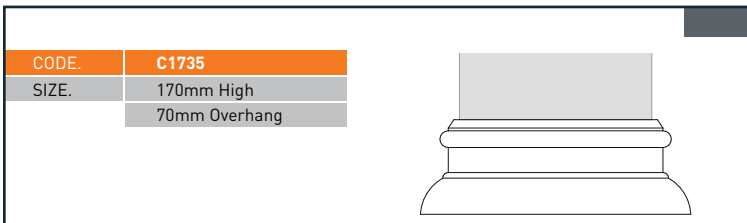
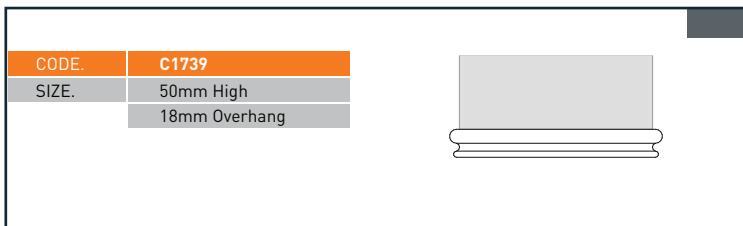
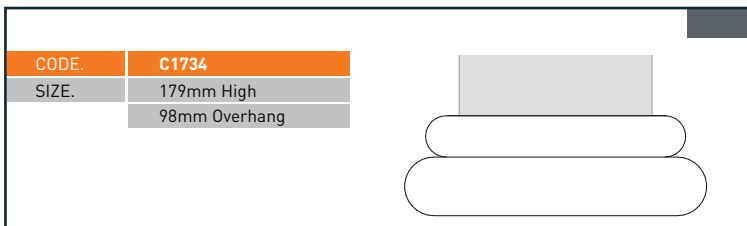


## COLUMN & CAPITALS





## COLUMN CAPITALS





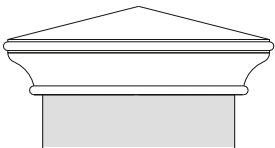


## PIER & FENCE CAPPING

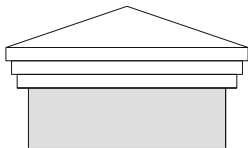
Pier and fence caps are designed to provide a finish to piers, gate pillars and fence lines. These features are designed with an overhang and can accommodate an LED light strip to increase your street appeal and make a great first impression. They are lightweight making for installation ease.

## PIER & FENCE CAPPING

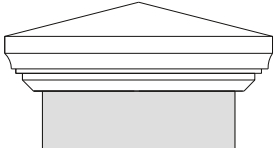
CODE.	<b>PC/12</b>
SIZE.	200mm High Overall 120mm Side Height 89mm Overhang



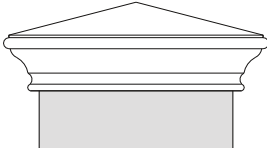
CODE.	<b>PC/20</b>
SIZE.	180mm High Overall 85mm Side Height 50mm Overhang



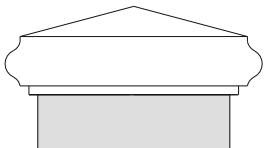
CODE.	<b>PC/13</b>
SIZE.	200mm High Overall 120mm Side Height 85mm Overhang



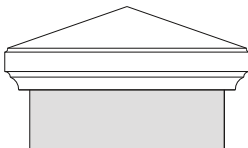
CODE.	<b>PC/24</b>
SIZE.	200mm High Overall 120mm Side Height 80mm Overhang



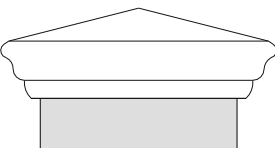
CODE.	<b>PC/14</b>
SIZE.	200mm High Overall 120mm Side Height 73mm Overhang



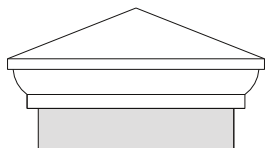
CODE.	<b>PC/25</b>
SIZE.	150mm High Overall 70mm Side Height 45mm Overhang



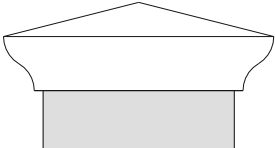
CODE.	<b>PC/15</b>
SIZE.	200mm High Overall 120mm Side Height 87mm Overhang



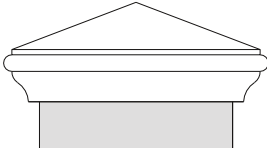
CODE.	<b>PC/26</b>
SIZE.	180mm High Overall 85mm Side Height 55mm Overhang



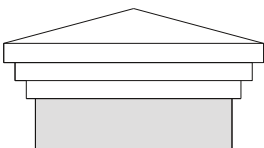
CODE.	<b>PC/16</b>
SIZE.	200mm High Overall 120mm Side Height 90mm Overhang



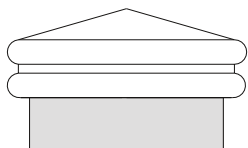
CODE.	<b>PC/28</b>
SIZE.	180mm High Overall 85mm Side Height 65mm Overhang



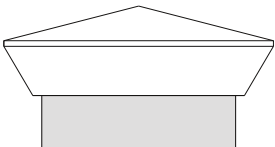
CODE.	<b>PC/17</b>
SIZE.	200mm High Overall 120mm Side Height 70mm Overhang



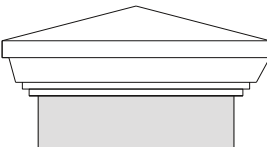
CODE.	<b>PC/30</b>
SIZE.	200mm High Overall 120mm Side Height 50mm Overhang



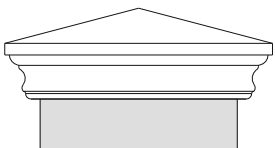
CODE.	<b>PC/18</b>
SIZE.	200mm High Overall 120mm Side Height 85mm Overhang



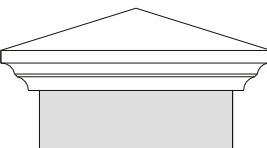
CODE.	<b>PC/31</b>
SIZE.	200mm High Overall 120mm Side Height 80mm Overhang

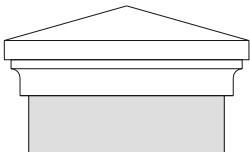


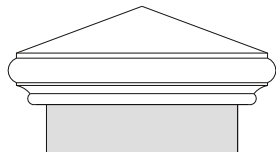
CODE.	<b>PC/19</b>
SIZE.	200mm High Overall 120mm Side Height 78mm Overhang

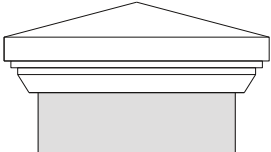


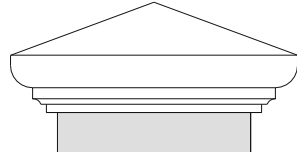
CODE.	<b>PC/32</b>
SIZE.	150mm High Overall 70mm Side Height 70mm Overhang

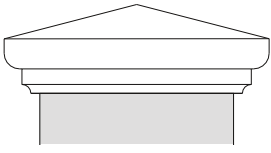


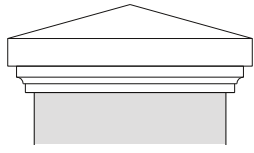
CODE.	<b>PC/34</b>	
SIZE.	200mm High Overall	
	120mm Side Height 55mm Overhang	

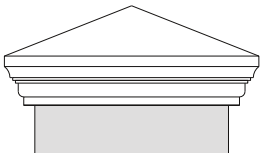
CODE.	<b>PC/55</b>	
SIZE.	180mm High Overall	
	85mm Side Height 70mm Overhang	

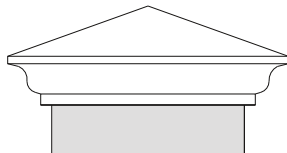
CODE.	<b>PC/36</b>	
SIZE.	200mm High Overall	
	120mm Side Height 75mm Overhang	

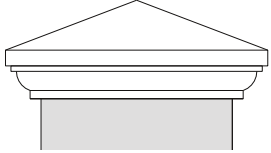
CODE.	<b>PC/56</b>	
SIZE.	200mm High Overall	
	100mm Side Height 85mm Overhang	

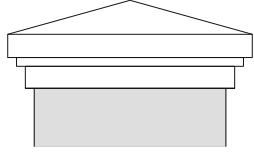
CODE.	<b>PC/37</b>	
SIZE.	200mm High Overall	
	120mm Side Height 78mm Overhang	

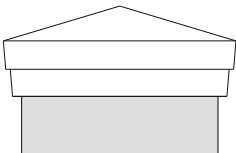
CODE.	<b>PC/57</b>	
SIZE.	200mm High Overall	
	120mm Side Height 60mm Overhang	

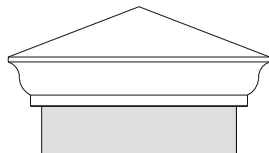
CODE.	<b>PC/39</b>	
SIZE.	180mm High Overall	
	85mm Side Height 65mm Overhang	

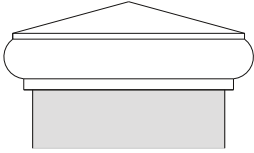
CODE.	<b>PC/61</b>	
SIZE.	180mm High Overall	
	85mm Side Height 80mm Overhang	

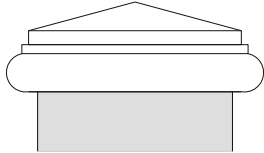
CODE.	<b>PC/41</b>	
SIZE.	180mm High Overall	
	85mm Side Height 89mm Overhang	

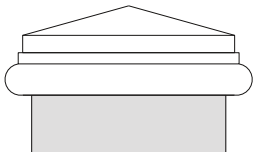
CODE.	<b>PC/62</b>	
SIZE.	200mm High Overall	
	120mm Side Height 60mm Overhang	

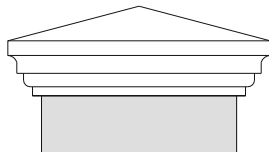
CODE.	<b>PC/46</b>	
SIZE.	200mm High Overall	
	120mm Side Height 40mm Overhang	

CODE.	<b>PC/63</b>	
SIZE.	180mm High Overall	
	85mm Side Height 60mm Overhang	

CODE.	<b>PC/47</b>	
SIZE.	200mm High Overall	
	120mm Side Height 63mm Overhang	

CODE.	<b>PC/67</b>	
SIZE.	200mm High Overall	
	120mm Side Height 69mm Overhang	

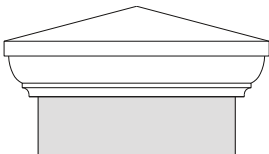
CODE.	<b>PC/52</b>	
SIZE.	200mm High Overall	
	100mm Side Height 59mm Overhang	

CODE.	<b>PC/69</b>	
SIZE.	200mm High Overall	
	120mm Side Height 75mm Overhang	

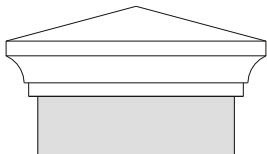


## PIER & FENCE CAPPING

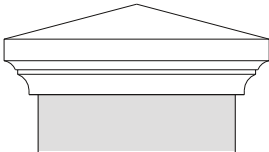
CODE.	PC/70
SIZE.	200mm High Overall
	120mm Side Height
	75mm Overhang



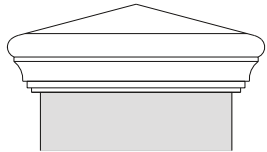
CODE.	PC/77
SIZE.	200mm High Overall
	120mm Side Height
	70mm Overhang



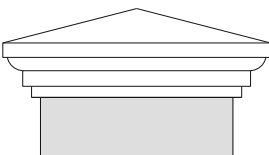
CODE.	PC/72
SIZE.	200mm High Overall
	120mm Side Height
	75mm Overhang



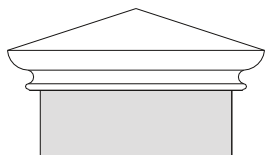
CODE.	PC/80
SIZE.	200mm High Overall
	120mm Side Height
	74mm Overhang




CODE.	PC/75
SIZE.	200mm High Overall
	120mm Side Height
	85mm Overhang



CODE.	PC/93
SIZE.	150mm High Overall
	70mm Side Height
	60mm Overhang

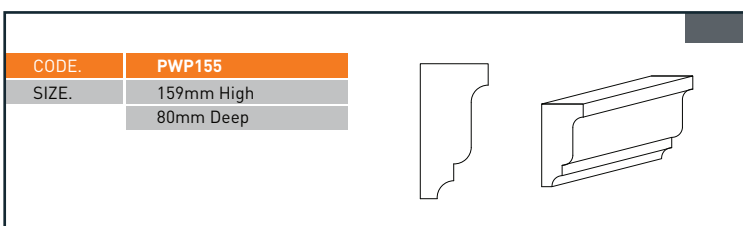
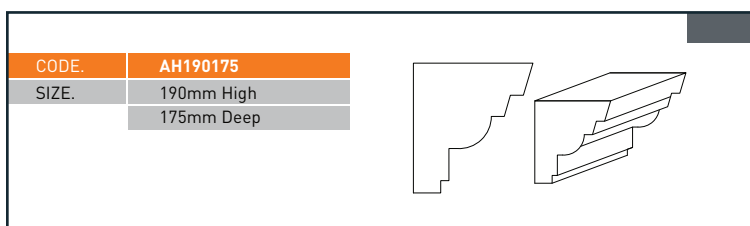
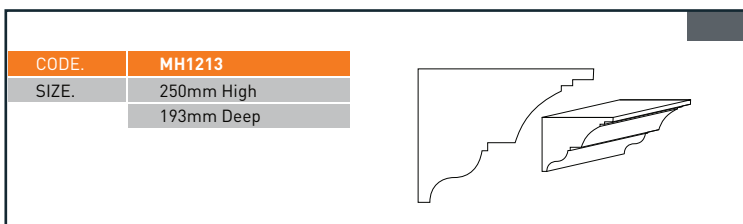
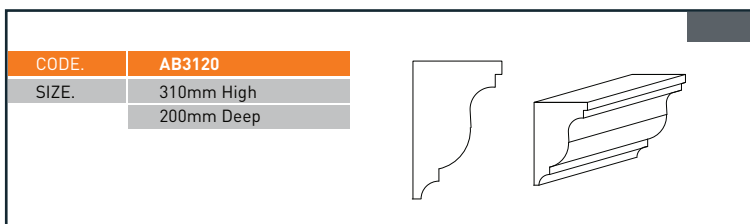
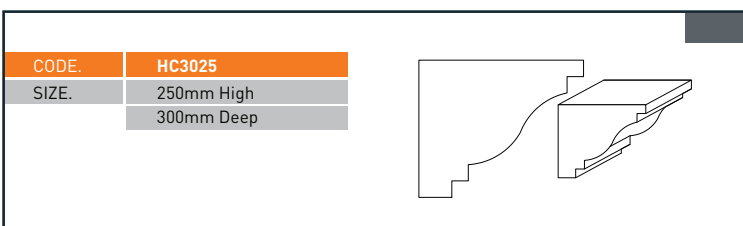
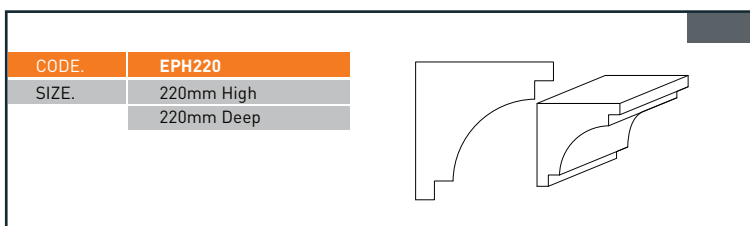
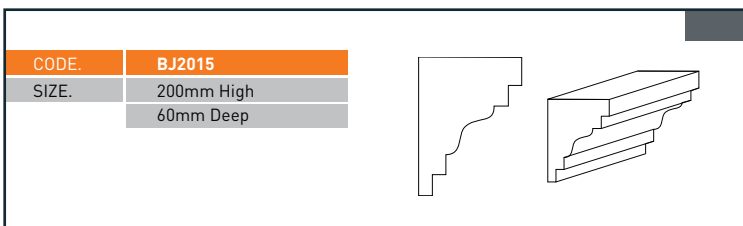
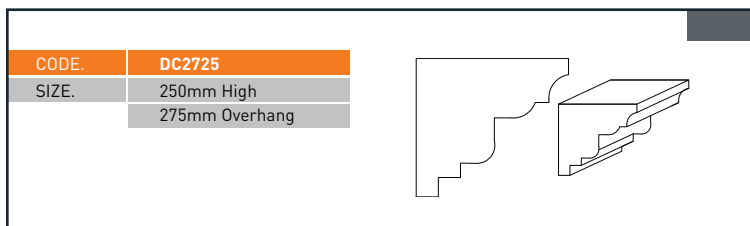
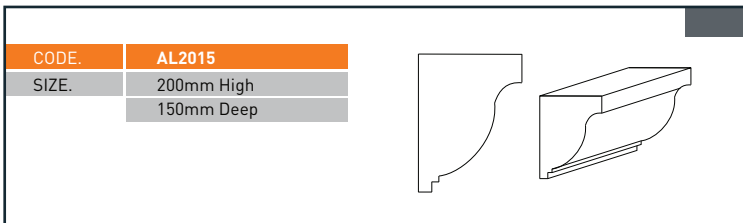
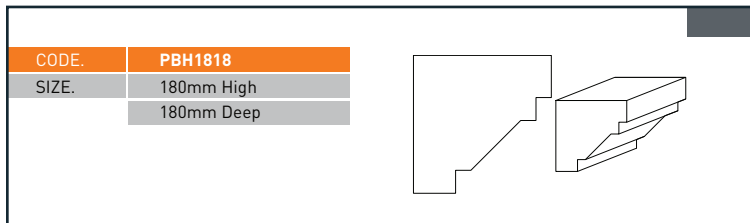
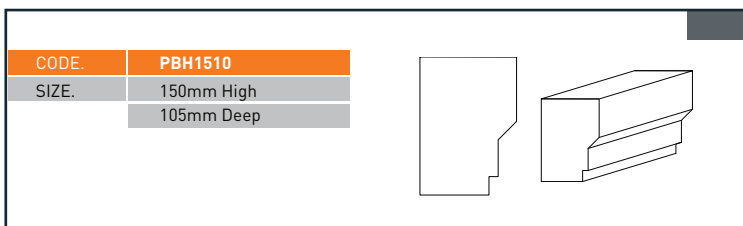
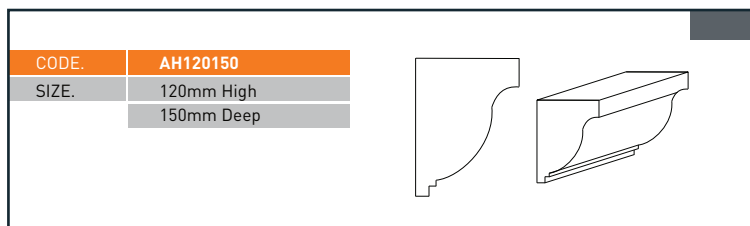




# SOFFIT & PARAPET MOULDS

Parapet moulds are used for decorative purposes as in “the crowning of your building”. They can be installed on top of homes and between floor levels to add a layering effect and define the two different levels.

## SOFFITS & PARAPETS



Please note that different size options are available.



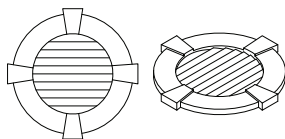


# MOTIVES, DENTILS, CORBELS, QUOINS & SPECIAL FEATURES

These mouldings are often custom made to create a unique decorative feature to the front façade of your home. Whether it is a “Hampton’s” style mock vent, an “Art Deco” detailed door entrance or “Federation” style corbel these features add character and charm to enhance the period style or theme being created.

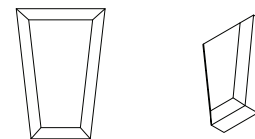
### Circular Vent (with Keystones)

CODE.	CV600
SIZE.	600mm Diameter 40mm Thick



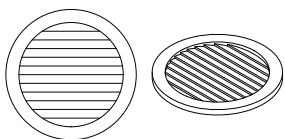
### Keystone

CODE.	MH1010
SIZE.	350mm High 240mm Wide 70mm Thick



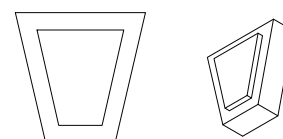
### Circular Vent

CODE.	CV4860
SIZE.	600mm Diameter 30mm Thick



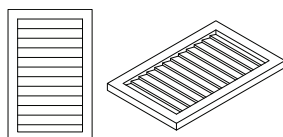
### Keystone

CODE.	ST1515
SIZE.	150mm High 150mm Wide 55mm Thick



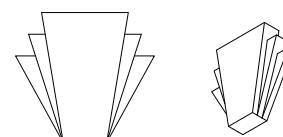
### Rectangle Vent


CODE.	AL2015
SIZE.	350mm Wide 550mm Long 30mm Thick



### Keystone

CODE.	KS2030
SIZE.	300mm High 200mm Wide 60mm Thick



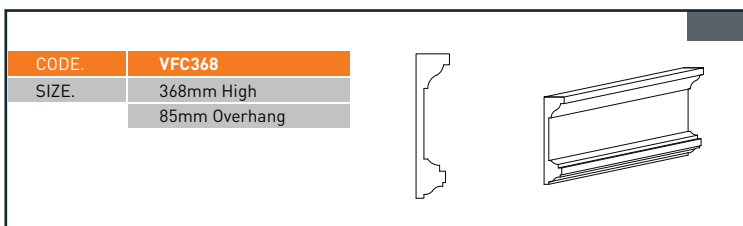
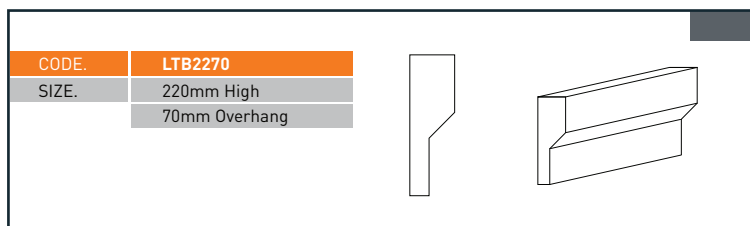
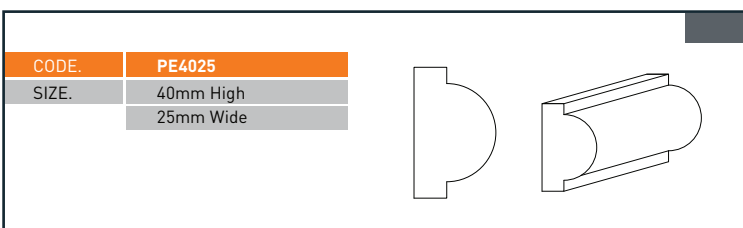
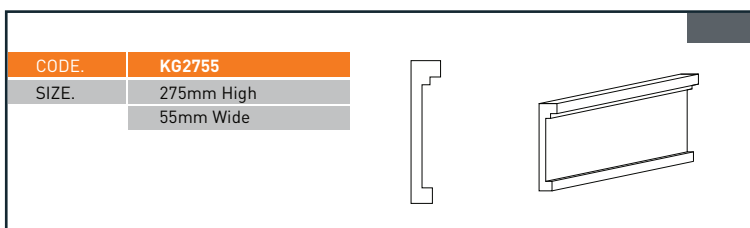
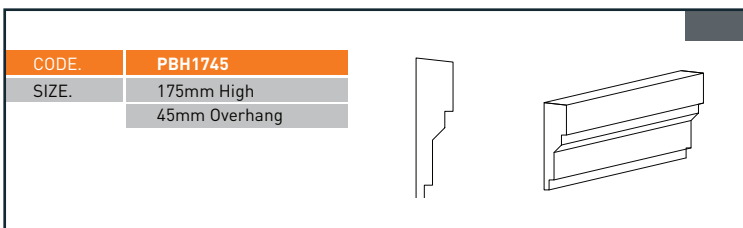
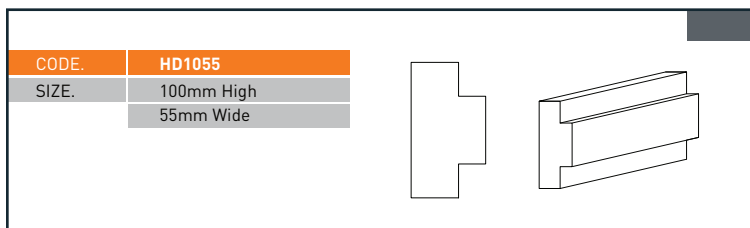
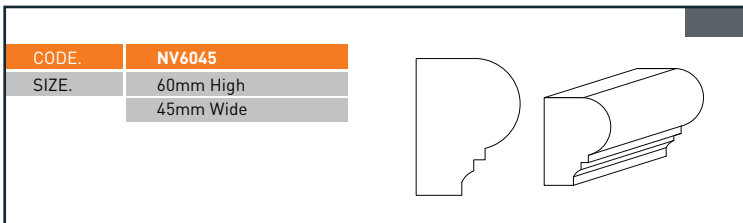
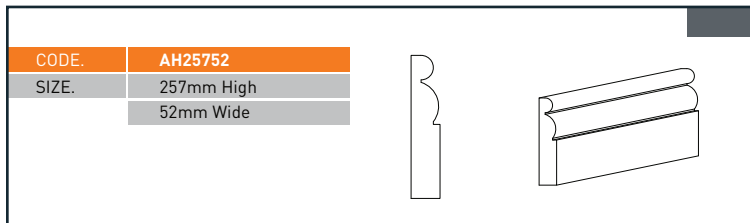
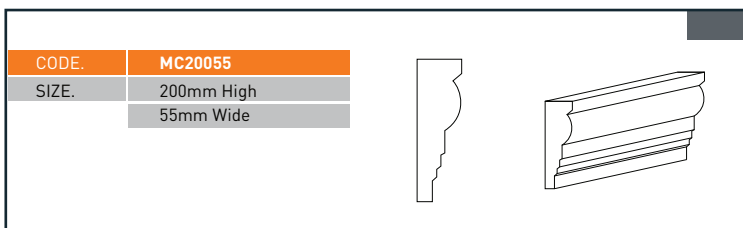
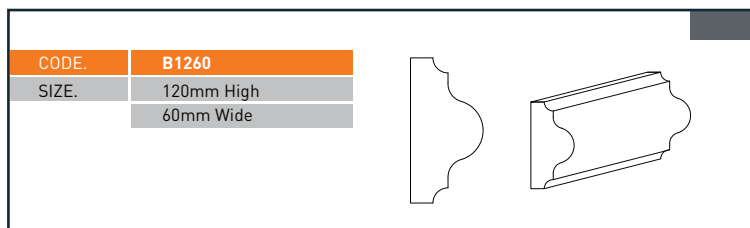


# BANDING / DADO MOULDS

These moulds are used as a border between different wall finishes or just to provide a break on a large wall surface. They can either be a flat finish without any pattern or can be profile cut to give a little more elegance.



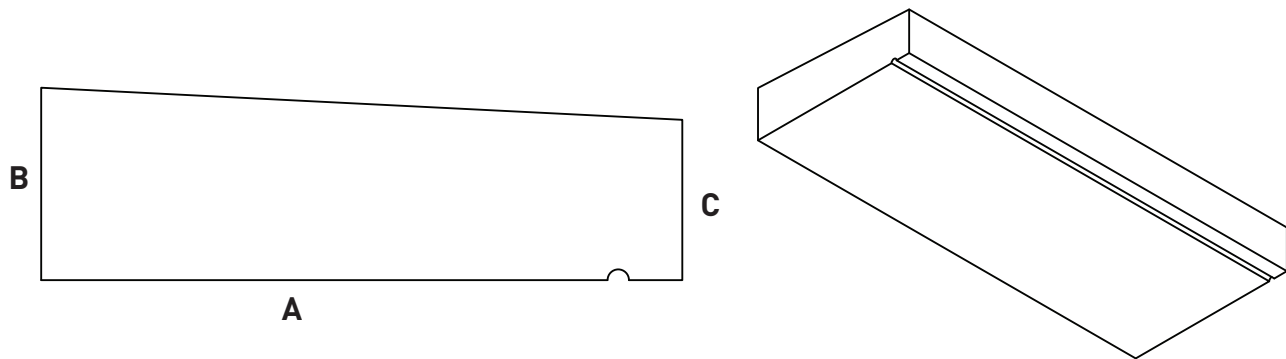
## BANDING & DADO MOULDS





# SUNHOODS & BLADES


With today's modern streamline home design sunhoods and blades will enhance the cosmetic appearance whilst also providing a practical solution for the protection of windows and doors from the elements.



Standard Sizes

A	B	C
600mm	180mm	150mm
600mm	230mm	200mm
600mm	280mm	250mm
600mm	330mm	300mm
500mm	175mm	150mm
500mm	225mm	200mm
500mm	275mm	250mm
500mm	325mm	300mm
400mm	140mm	120mm
400mm	170mm	150mm
400mm	220mm	200mm
400mm	270mm	250mm
400mm	320mm	300mm
300mm	140mm	120mm
300mm	170mm	150mm
300mm	220mm	200mm
300mm	270mm	250mm
300mm	320mm	300mm

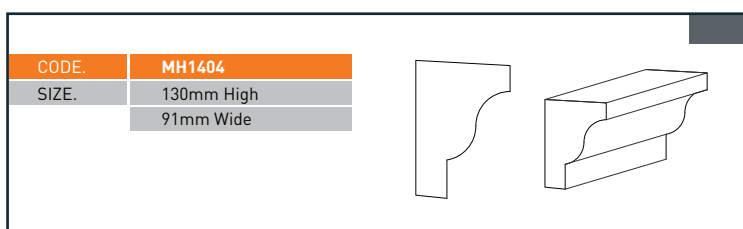
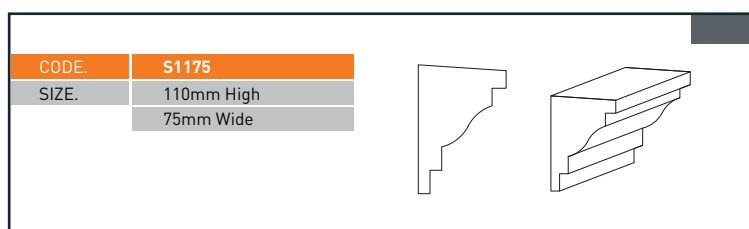
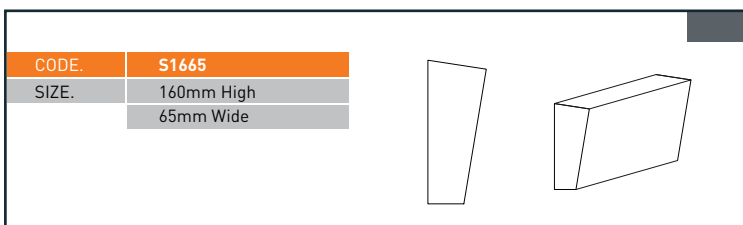
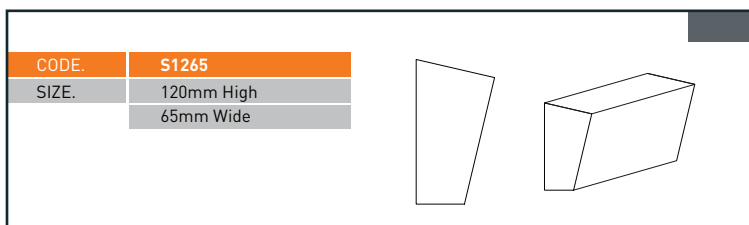
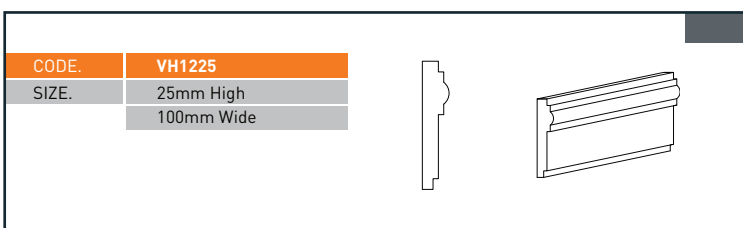
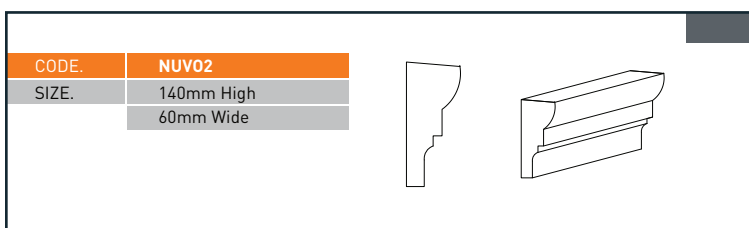
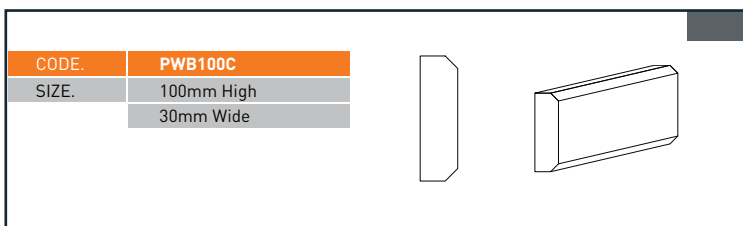
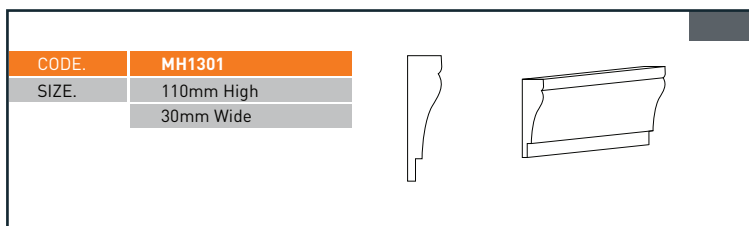
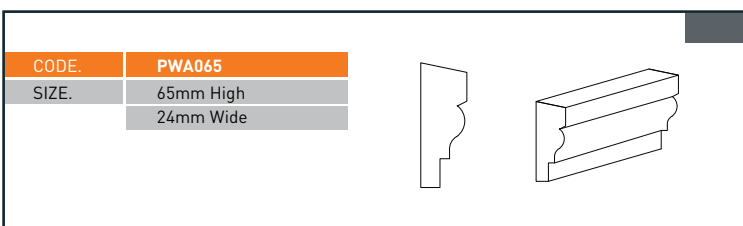
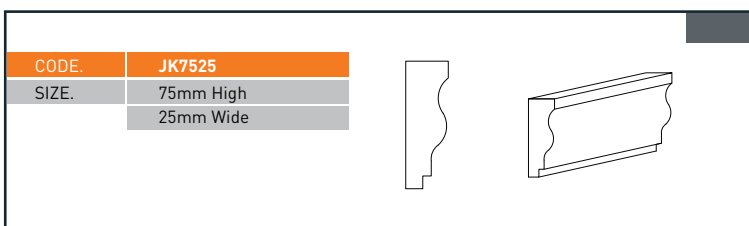
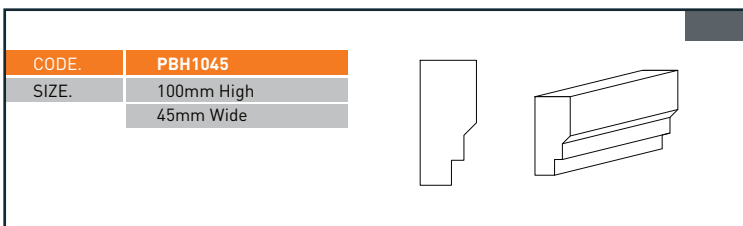
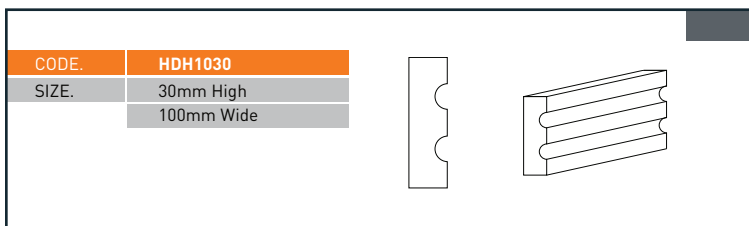
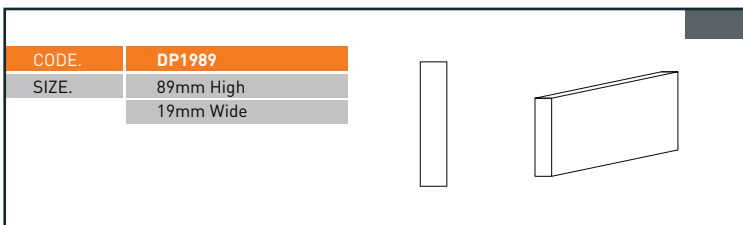
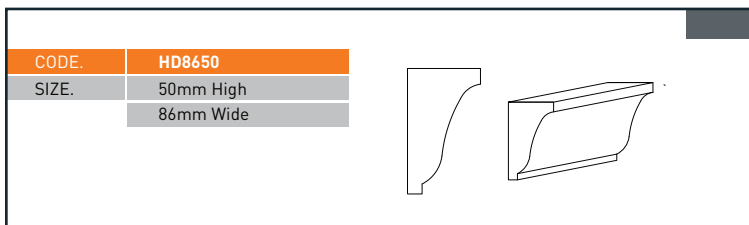
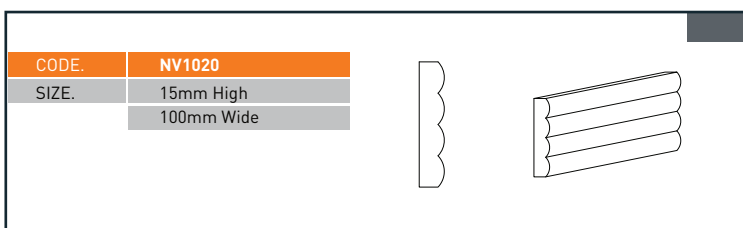
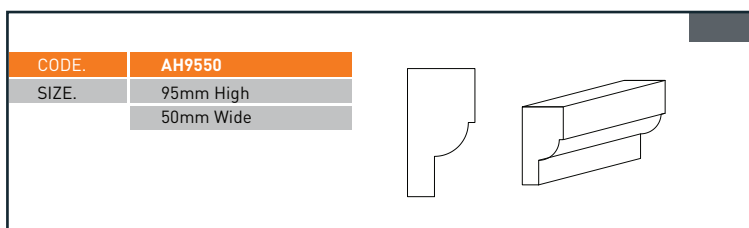
Above are some of our standard sizes however they can be customise to suit your requirements.



# ARCHITRAVE & SILLS

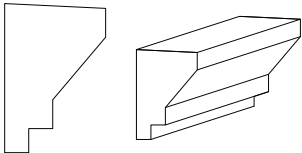
An architrave is a moulding installed around a window, door or other types of openings on your home. Architraves are also referred to as 'trims' or 'casings', and have both a practical and decorative function.

## ARCHITRAVES & SILLS

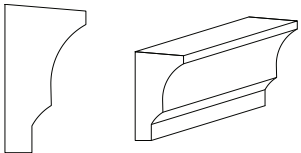


ARCHITRAVES & SILLS

CODE.	HD1510
SIZE.	155mm High
	105mm Wide




CODE.	JK1460
SIZE.	110mm High
	60mm Wide





<.. Sketch Your Design





[www.thermatech.com.au](http://www.thermatech.com.au) | (07) 5531 2213 | [info@thermatech.com.au](mailto:info@thermatech.com.au)

Factory 8, 46 Bailey Crescent, Southport QLD 4215

A.C.N 621 715 893 | A.B.N 43 415 942 751